



July 23, 2021

TO: Interested Parties

FR: Ben Greenfield, Change Research

RE: Muslim Voters Voted Overwhelmingly For Biden, Support Key Democratic Priorities

A new nationwide survey captured the opinions of 508 Muslim voters on a wide range of domestic and foreign policies. The poll, conducted by Change Research on behalf of Emgage and the Muslim Public Affairs Council, found that Muslims voted overwhelmingly for Joe Biden in 2020, with 86% supporting the President and just 6% voting for Donald Trump. And indeed, Muslims want the Biden Administration to pursue progressive priorities, from addressing inequality and healthcare costs to combating white supremacy, Islamophobia and hate crimes against Muslims and other groups. When it comes to foreign policy, Muslim voters want to see the American government prioritize the well-being of Palestinians, while also addressing the persecution of Uyghurs in China and Rohingya in Burma (Myanmar). And while Muslim voters want the American military presence in the Middle East to be dramatically reduced, they do not oppose the use of military force or economic sanctions in places such as Syria to help prevent atrocities.

POLITICAL IDENTITY & VOTING HISTORY

Muslims voted overwhelmingly for Biden, view Democrats much more favorably than Republicans

Muslim voters were nearly unanimous in their support for Joe Biden in 2020: 86% of Muslims voted for Biden, while just 6% voted for Donald Trump. The remaining 8% either did not vote or supported a different candidate. Biden won by enormous margins among every gender, age, and racial/ethnic group. Only among white Muslims did Trump even receive 10% of votes.

Presidential Vote Among Muslim Voters

CHANGE RESEARCH™

How did you vote in the 2020 election for President, or for some reason were you unable to vote?

● Joe Biden ● Jo Jorgensen ● Did not vote ● Not registered/Too young/Ineligible ● Donald Trump

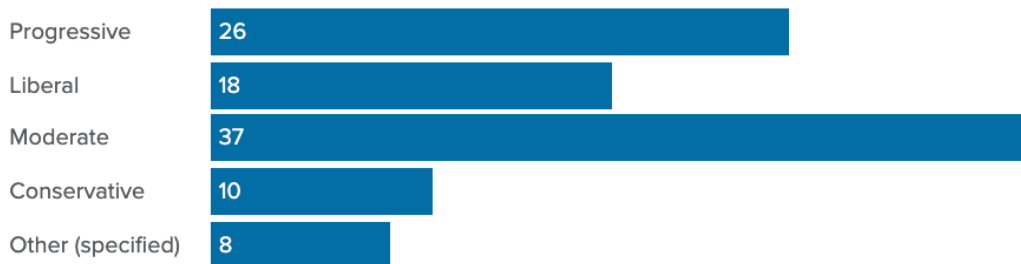


A plurality of Muslim voters, 37%, describe their ideology as “moderate,” including over 40% of both Arab and South Asian Muslims.

Political Ideology

CHANGE RESEARCH™

Would you describe yourself as:

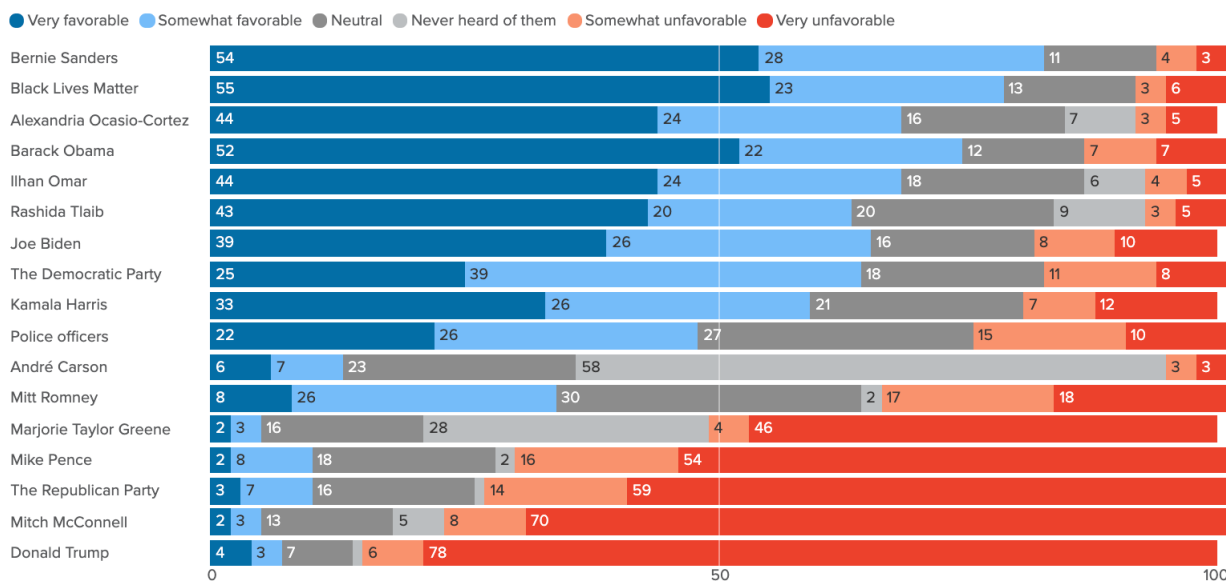


But despite the “moderate” label, Muslim voters’ views on most policy issues lean significantly to the left of the entire electorate’s, as will be shown later in this document. Additionally, progressive politicians like Bernie Sanders, Alexandria Ocasio-Cortez, Ilhan Omar, and Rashida Tlaib enjoy higher favorable ratings and lower unfavorables than center-left politicians like Joe Biden and Kamala Harris. Even among self-described moderates, Biden and Harris’s net favorability ratings are lower than those to their left.

Favorability Ratings

CHANGE RESEARCH™

How favorable are your feelings about each of the following public officials and groups?



DOMESTIC POLICY

Top priorities for Biden: healthcare costs, discrimination, inequality

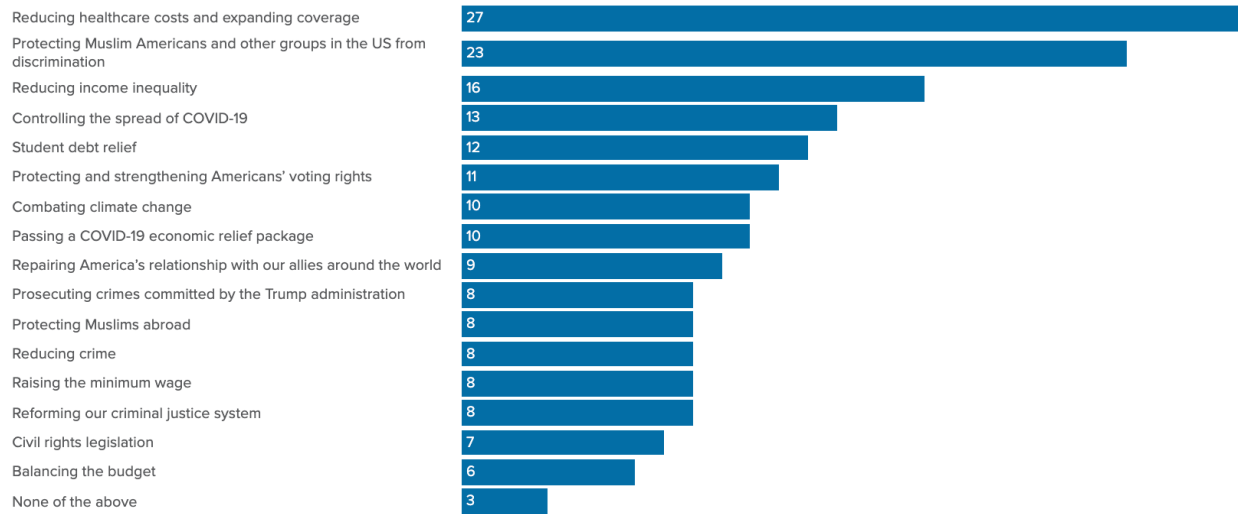
Muslim voters most want the Biden administration to prioritize healthcare costs and access: 27% included this in their top 2 priorities. Just behind it, at 23%, was protecting Muslims and other groups

in the US from discrimination. Discrimination, hate crimes, and attitudes toward Muslims are major concerns among the Muslim American community, as will be seen again later in this document.

Top priorities for Biden administration

CHANGE RESEARCH™

Which of the following do you think should be the top priorities for the Biden administration? Please select two.



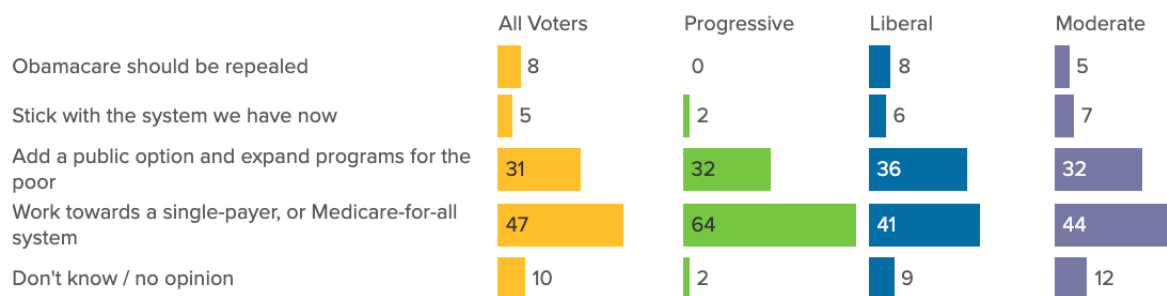
More than 3 in 4 favor public option or Medicare for All

78% of Muslim voters want to see the US adopt either a public option or a single-payer system, with 47% choosing the latter. Self-described progressives are most supportive of Medicare for All (64% favor it). But even among moderates, 44% want to see a Medicare for All system, and 32% a public option.

Healthcare

CHANGE RESEARCH™

Which of the following would be the best path forward for the US healthcare system?



The number of respondents who identified themselves as conservative was too small to include their responses here.

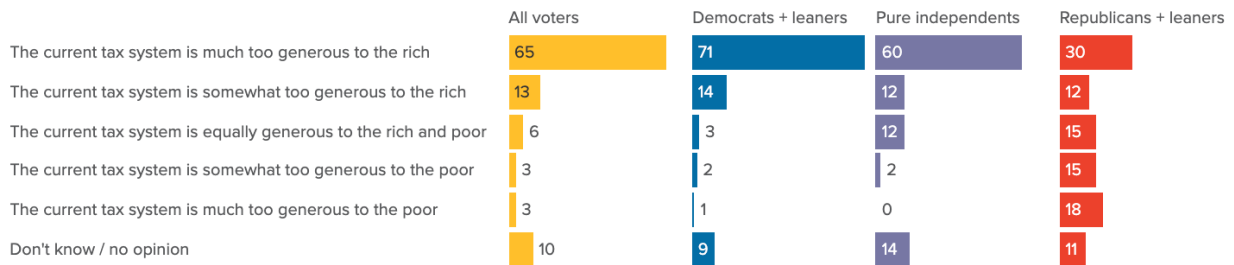
Vast majority believe the tax system is too generous to the rich

78% of Muslim voters believe that the tax system is too generous to the rich, including 65% who think it's much too generous. Just 6% believe it's too generous to the poor. Across party lines, voters believe that taxation is more generous to the rich than the poor.

Tax Rates

CHANGE RESEARCH™

Which of the following best matches your position on taxes?



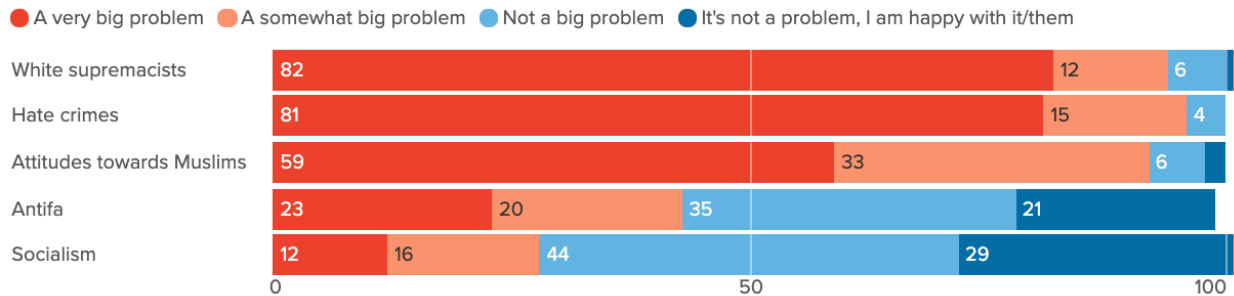
Islamophobia, Hate Crimes, & Discrimination

Islamophobia, hate crimes, and other forms of racism and discrimination surfaced repeatedly throughout the survey as problems that affect nearly all Muslim voters. Over 9 in 10 Muslim voters believe that hate crimes (96%), white supremacists (94%) and attitudes toward Muslims (92%) are big problems in this country.

Hate Crimes, White Supremacy, Other Issues

CHANGE RESEARCH™

How big of a problem do you think each of the following are in this country?



A separate question allowed respondents to provide open-ended answers to what the Biden administration could do to improve the well-being of Muslims. More than 1 in 4 responses explicitly mentioned hate crimes, Islamophobia, racism, or discrimination. Other common responses mentioned acceptance and equality, while many focused on relations with predominantly Muslim countries abroad.

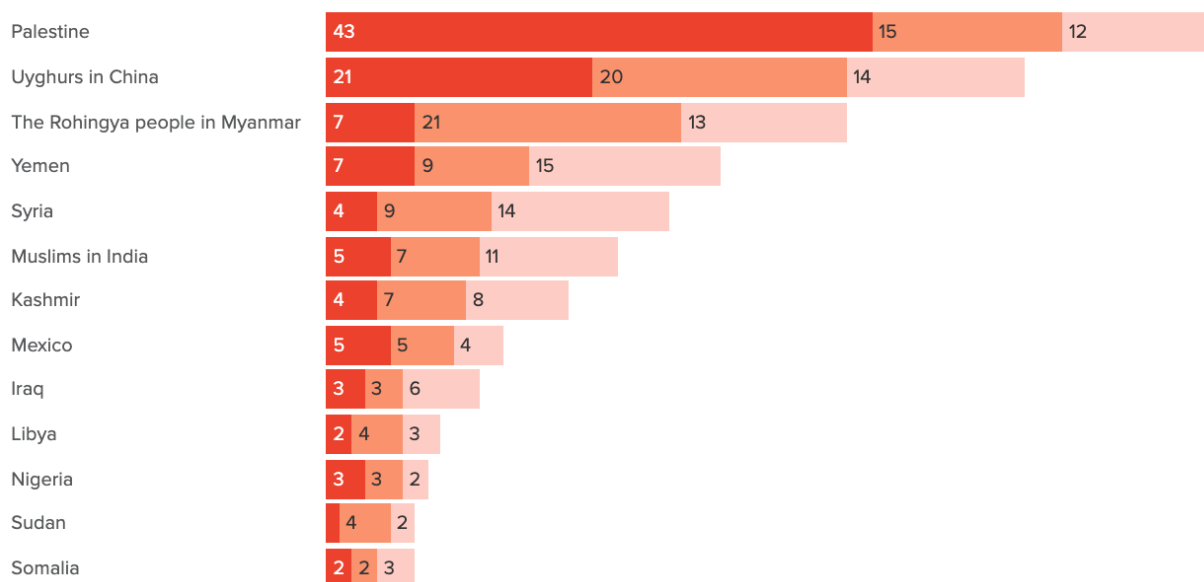
FOREIGN POLICY & IMMIGRATION

Top foreign policy priority: Palestine

Muslim voters want the Biden Administration to focus on Palestine more than any other Muslim group or country around the world, and the spring's violence only strengthened that sentiment. In interviews conducted prior to the conflict, 24% ranked Palestine #1 of 13 countries or groups that were listed; in interviews conducted after the conflict, 53% ranked it first.

Which of the following countries or groups do you think the Biden Administration should focus most on? Please rank the top three, with 1 being the most important, 2 being the 2nd most important, and 3 the 3rd most important.

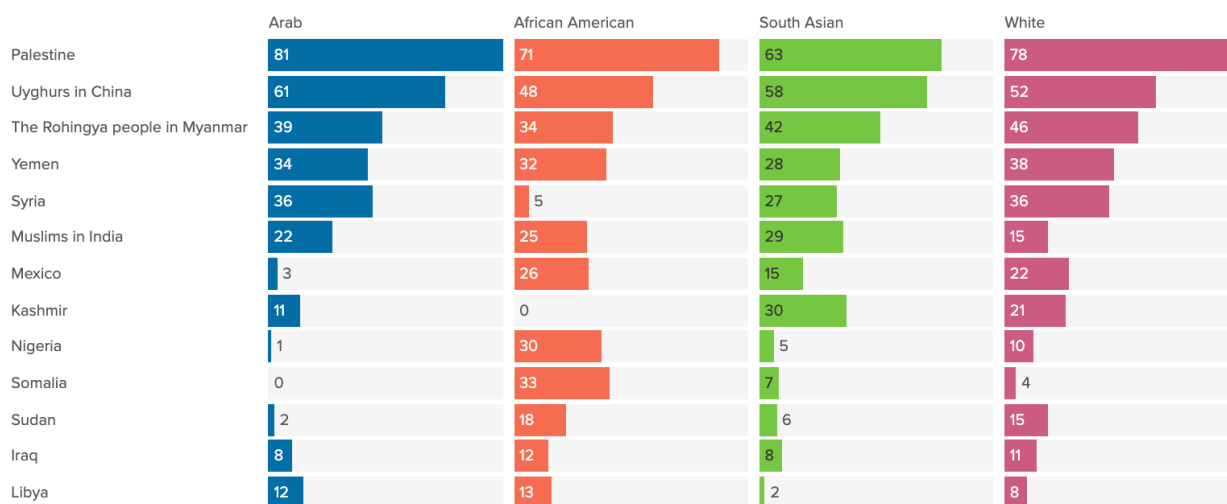
● #1 ● #2 ● #3



Foreign Policy Priorities by Race/Ethnicity

CHANGE RESEARCH™

Which of the following countries or groups do you think the Biden Administration should focus most on? Please rank the top three, with 1 being the most important, 2 being the 2nd most important, and 3 the 3rd most important.



Numbers above represent the total percentage of respondents in each group who ranked a country or group in their top 3.

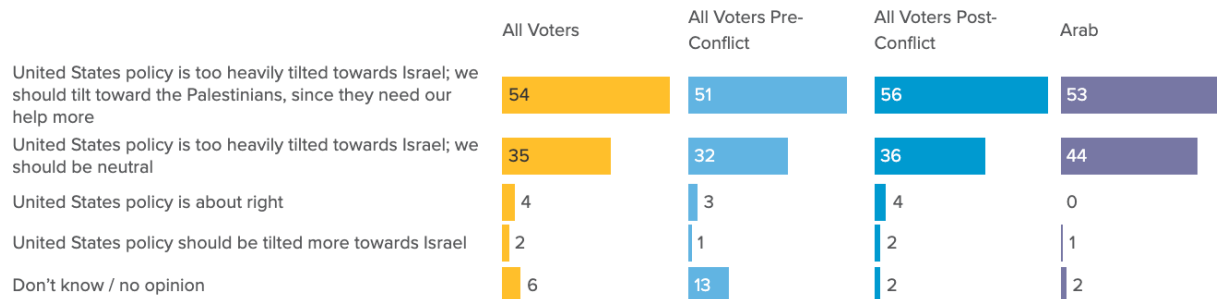
In terms of what US policy toward Israel should look like, nearly 9 in 10 believe current policy is tilted too heavily toward Israel. A majority, 54%, think US policy should favor Palestinians more than Israelis, since Palestinians need more assistance; an additional 35% believe the US should be neutral. Only 6% believe current policy is either correct or should lean more towards Israel.

These numbers also shifted following the spring’s conflict: before the violence, 83% thought US policy tilted too much toward Israel, while 92% thought so afterward. Most of the movement was among those who had previously had no opinion.

Israeli-Palestinian Conflict

CHANGE RESEARCH™

When it comes to the Israeli-Palestinian conflict, which of the following best describes your feelings about United States policy?



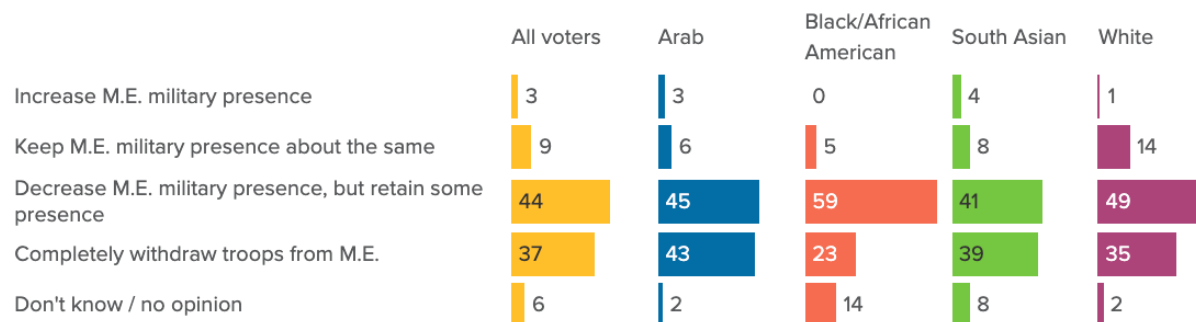
Overwhelming support for reducing Middle East presence, but not for eliminating all use of force

81% of all Muslim voters support reducing the number of American troops in the Middle East or withdrawing completely, with 37% favoring a complete withdrawal. Voters of Arab descent are only slightly more supportive of a complete withdrawal than South Asian and white Muslims. Voters of all backgrounds overwhelmingly support at least reducing the number of troops.

American Troops in Middle East

CHANGE RESEARCH™

Which of the following best matches your position on American troops in the Middle East?

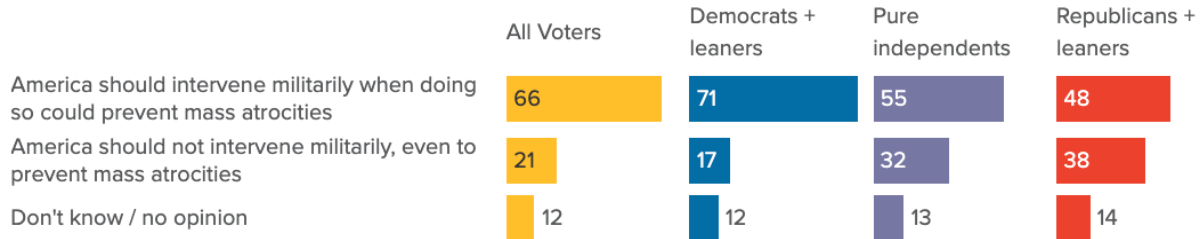


But Muslim voters do not oppose the use of military force in any situation. On the contrary, when presented with two options -- that America would intervene militarily in order to prevent mass atrocities, or that America would never intervene militarily, even to prevent mass atrocities -- they prefer the former by a 3-to-1 margin.

Use of Military Force

CHANGE RESEARCH™

Which of the following best matches your position on the use of force abroad?



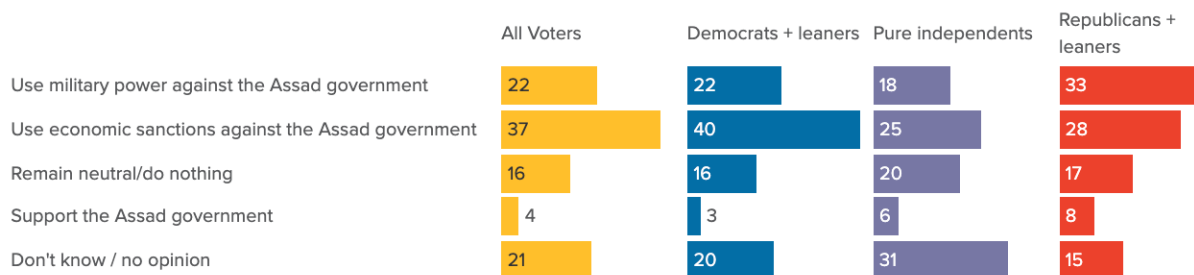
Majority support economic sanctions or military action against the Assad government

While a plurality of voters, 37%, want to see the US continue to employ economic sanctions against the Assad government in Syria, there is more division on the topic than on many other issues: 22% want the US to use military power, 16% want to remain neutral, and 21% have no opinion. The partisan divides on this issue are subtle, with Republicans just slightly more inclined to support military force and Democrats leaning toward sanctions.

US Policy Toward Syria

CHANGE RESEARCH™

When it comes to the conflict in Syria, which of the following actions do you think the United States should take?



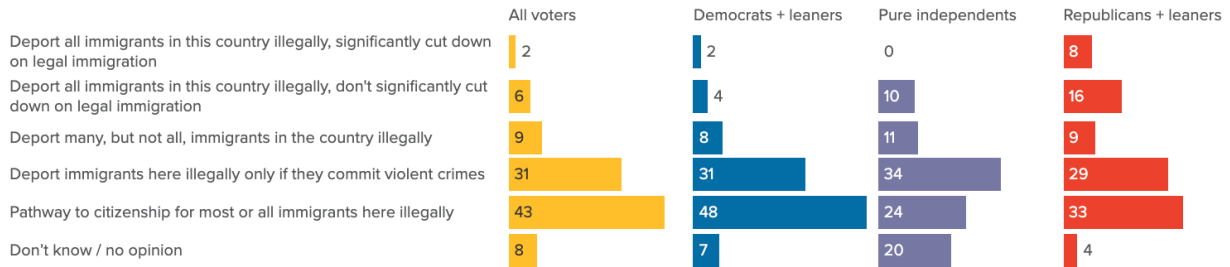
A plurality of Muslim voters of all partisan groups favor a pathway to citizenship

Nearly 3 in 4 Muslim voters support at least deporting undocumented immigrants only if they've committed violent crimes. And a plurality, 43%, support a pathway to citizenship for most or all undocumented immigrants. Even among Muslims who are Republican or who lean Republican, over 60% favor one of these two approaches.

Immigration Sentiments

CHANGE RESEARCH™

Which of the following best matches your position on immigration?



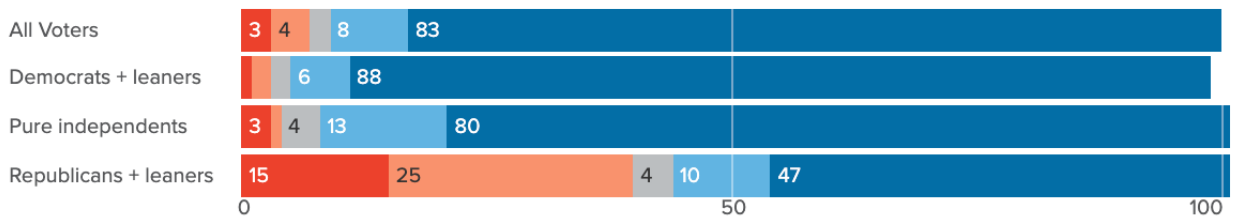
And Muslim voters overwhelmingly opposed the Donald Trump's ban on immigration from predominantly Muslim countries: just 7% supported it, while 83% **strongly** opposed it. Even a majority of Republicans and Republican-leaning independents, 57%, opposed it, with 47% strongly opposing it.

Muslim Ban

CHANGE RESEARCH™

Did you support or oppose President Trump's ban on immigration from predominantly Muslim countries?

● Strongly support ● Somewhat support ● Not sure ● Somewhat oppose ● Strongly oppose



The methodology for this survey can be found [here](#).